




ISDN S₀ INTERFACE TRANSFORMER

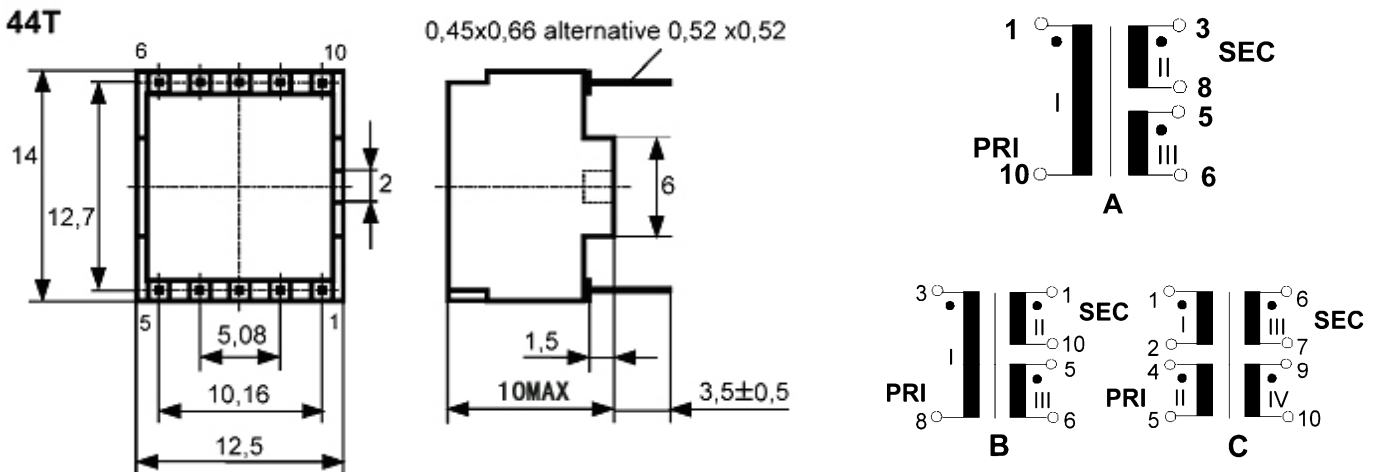
FEATURES

- The pulse masks are easily realized due to adjusted leakage inductances
- Optimum common mode rejection of the output signal due to low coupling capacitances
- The impedance masks are reliably fulfilled even during DC premagnetization
- High DC capability, therefore phantom power feeding is unproblematic
- Recognized By UL 60950-1 (47T/47TS)



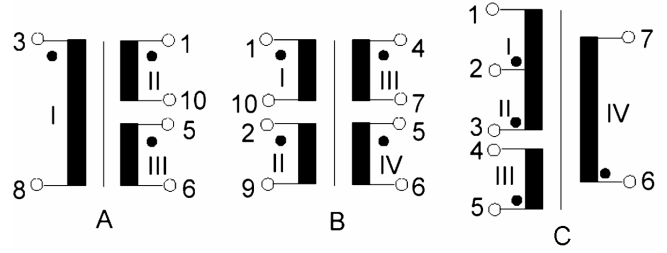
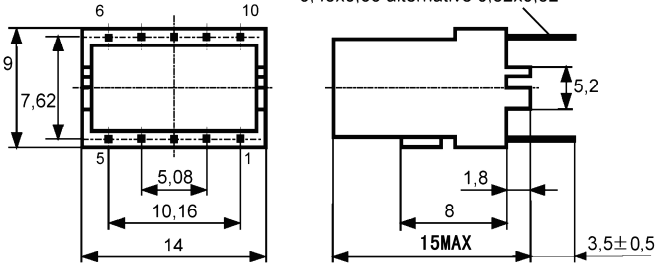
PART NUMBER	Turns Ratio	ΔI_{DC}	L_H MH min.	L_s μ H max	C_K pF max	C_W pF max	$R_{CU,B}$ Ω	$R_{CU,L}$ Ω	U_P KV _{eff} /KV _{rms}	schematic
44T-3036B	4:1:1	3	≥ 30	≤ 3	≤ 45	30	3,8	1,2	1,5	B
44T-3032C	2:2:1:1	5	≥ 30	≤ 5	≤ 140	110	5,0	1,6	1,5	C
44T-3031C	1:1:1:1	5	≥ 30	≤ 5	≤ 120	30	1,6	1,6	1,5	C
44T-3033C	1,8:1,8:1:1	5	≥ 30	≤ 5	≤ 120	80	4,0	1,6	1,5	C
44T-3034C	2,5:2,5:1:1	5	≥ 30	≤ 7	≤ 140	200	6,0	1,6	1,5	C
42T-3036A	4:1:1	3	≥ 30	≤ 3	≤ 45	30	3,8	1,2	1,5	A
42T-3032C	2:2:1:1	5	≥ 30	≤ 5	≤ 120	110	5,0	1,6	1,5	C
42T-3031C	1:1:1:1	5	≥ 30	≤ 5	≤ 120	30	1,6	1,6	1,5	C
42T-3033C	1,8:1,8:1:1	5	≥ 30	≤ 5	≤ 120	80	4,0	1,6	1,5	C
42T-3034C	2,5:2,5:1:1	5	≥ 30	≤ 7	≤ 140	200	6,0	1,6	1,5	C
47T-3032A	2:2:1:1	5	≥ 30	≤ 5	≤ 140	120	4,6	1,6	1,5	A
47T-3031A	1:1:1:1	5	≥ 30	≤ 5	≤ 120	30	1,6	1,6	1,5	A
47T-3033A	2,5:2,5:1:1	5	≥ 30	≤ 7	≤ 140	200	6,0	1,6	1,5	A
46T-3032B	2,5/2,5:1/1	5	≥ 30	≤ 15	≤ 45	200	4,0	2,0	4,0	B
46T-3033B	1,8/1,8:1/1	5	≥ 30	≤ 15	≤ 45	120	2,6	2,0	4,0	B
46T-3031B	1/1:1/1	5	≥ 30	≤ 15	≤ 45	40	1,6	2,0	4,0	B
46T-3034B	2/2:1/1	5	≥ 30	≤ 15	≤ 45	130	3,0	2,4	4,0	B
46T-3031A	4:1:1	1	≥ 30	≤ 3	≤ 45	30	2,2	0,4	4,0	A
46T-2531C	4:1:1	1	≥ 25	≤ 3	≤ 30	60	1,8	0,4	4,0	C
46T-3035B	2/2:1/1	5	≥ 30	≤ 15	≤ 45	130	3,0	2,4	4,0	B

CONNECTIONS

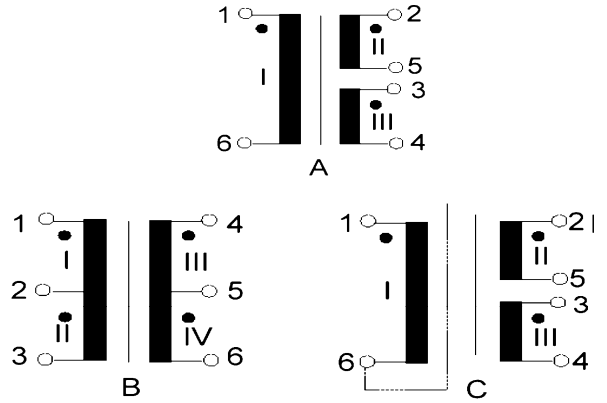
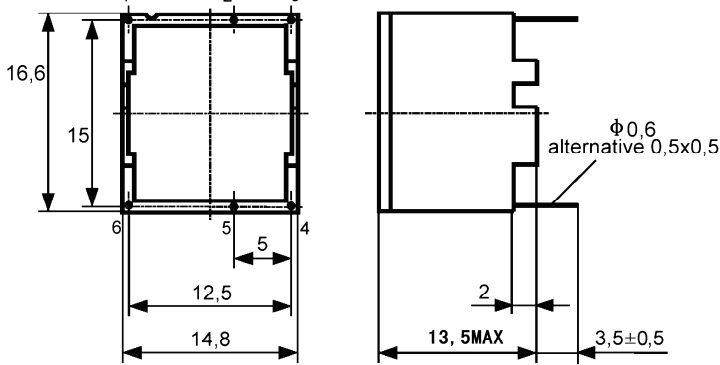




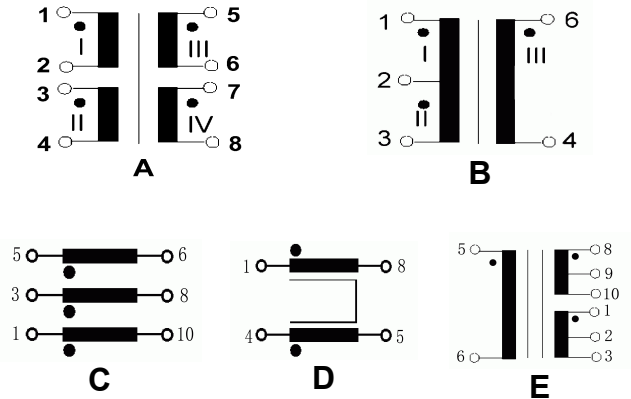
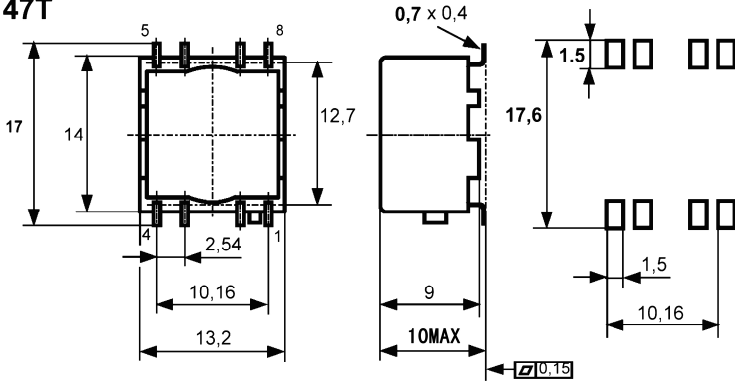
42T



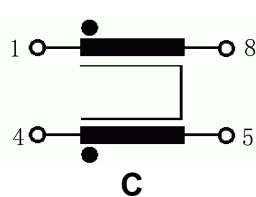
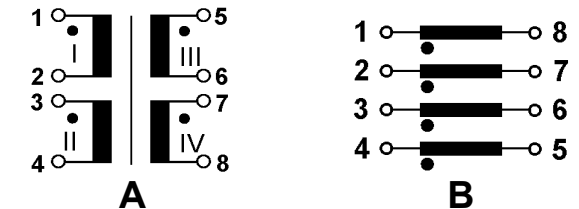
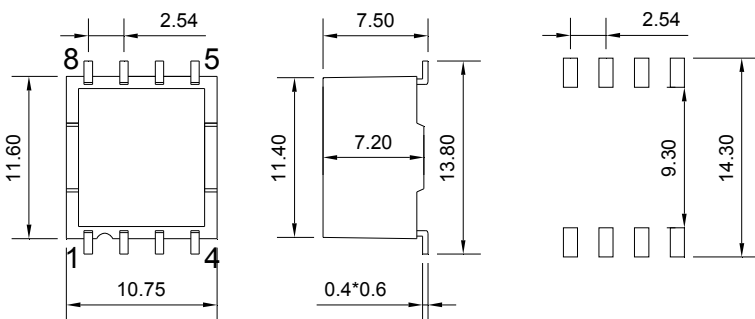
46T



47T



47TS



Part Number: 44T - 304 6 B NL
A B C D E

A:Series
B:Inductance
C:Sequence id
D:Schematic
E:RoHS Version

Dimensions: mm Unless otherwise specified, all tolerances are ± 0.25